

User Manual

Wi-Fi Module for IFP Series

65" EAN:8592580117244

75" EAN:8592580117237

86" EAN:8592580117220

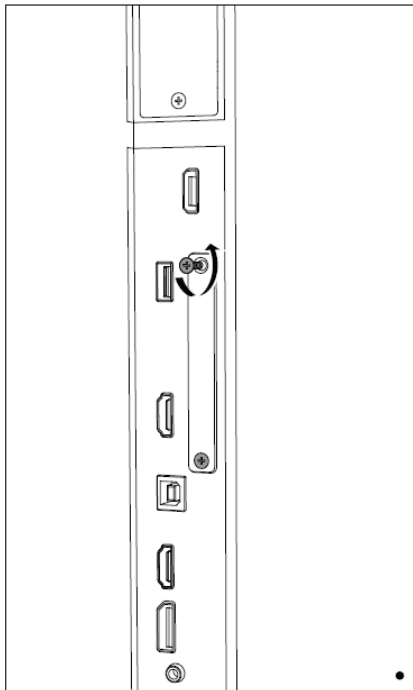
2021

Safety Warning

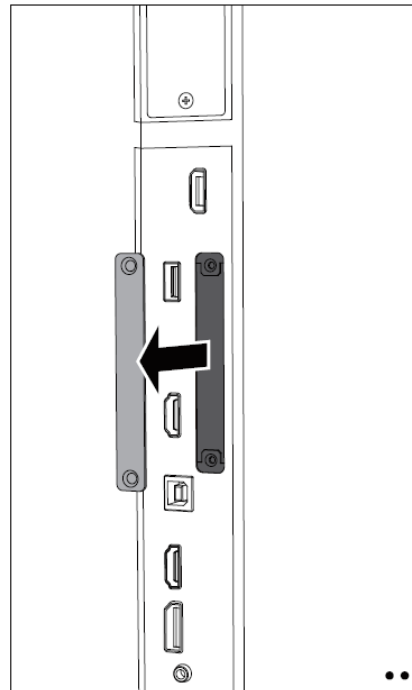
- Before using and operating this device, please thoroughly read and comply with the following precautions to prevent accidents or operating malfunctions. Do not charge or use the device in dusty or wet conditions, to prevent internal circuit failure.
- Keep the device away from heat sources such as an electric heater.
- This device and its parts may contain some small components, so keep the product out of reach of children to prevent accidents.
- This device is not water-resistant, please keep it dry.
- The normal working temperature for the product is 0°C~40°C, and the normal working humidity is 10%~90%.
- Please contact professional service personnel for maintenance service.
- Do not insert any sharp or pointed object into the device.
- Prevent the device from falls and collisions with other objects, which may cause damages.
- There are heat vents on back cover, do not spray water on these or use a damp cloth for cleaning.

1. Installation Procedure

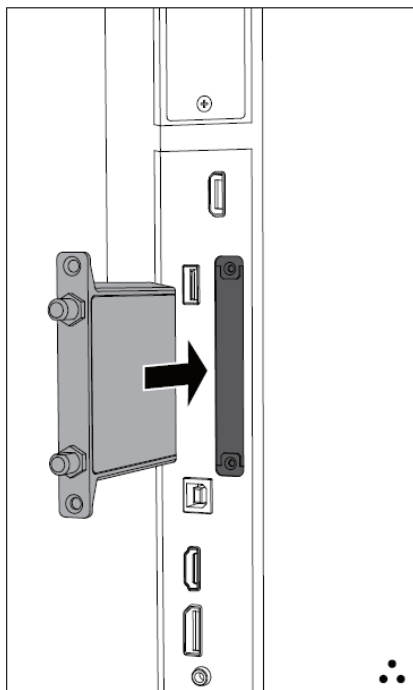
Warning: Please make sure the power cord of the Interactive Flat Panel (IFP) is disconnected before installation.



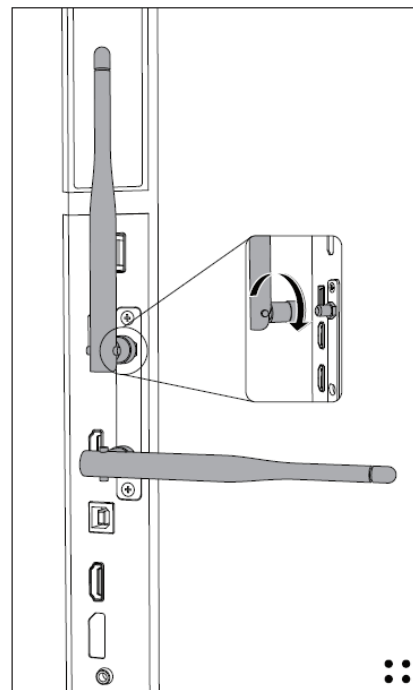
a. Undo the screws



b. Remove the cover



c. Plug the Wi-Fi module into the slot

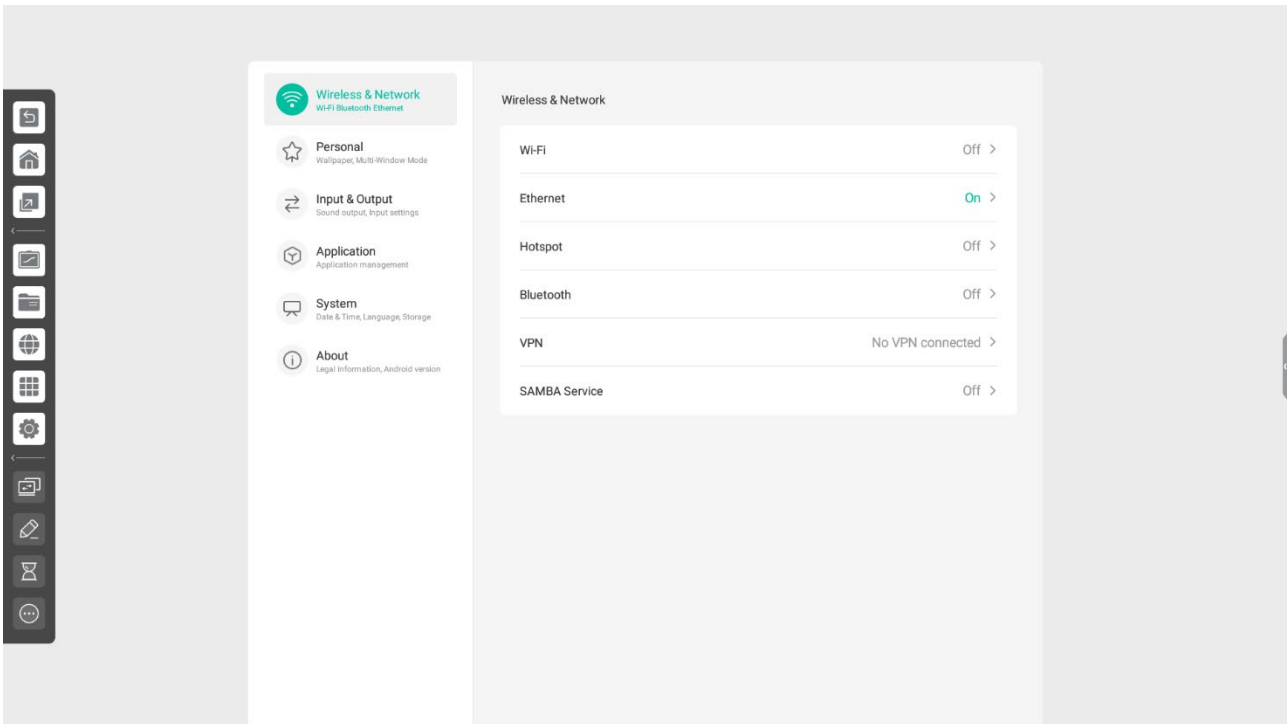


d. Lock the screws, tighten the antennas


Note: This Wi-Fi module only works for the IFP by plugging it into the above slot.

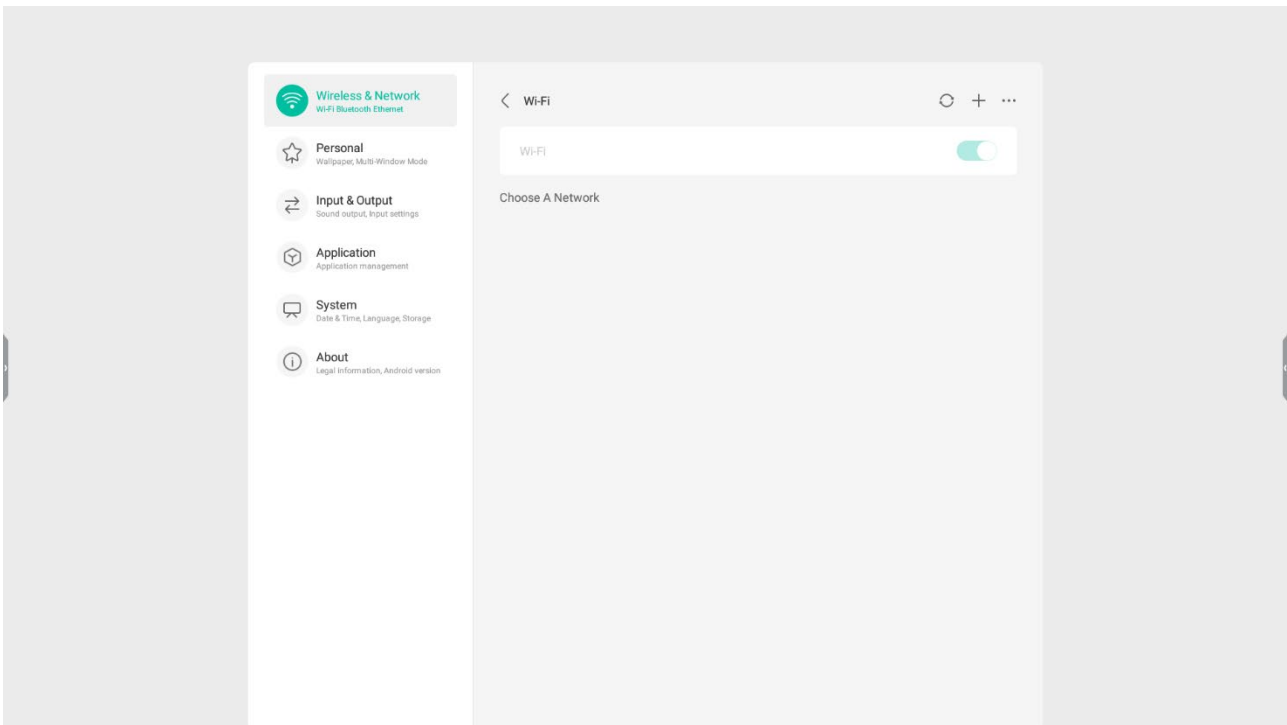
2. Function

After completing the installation, turn on the IFP, and the Wi-Fi module will run automatically. Click "Settings" on the screen, you can see the following interface.



Click "Wi-Fi", enter the following Wi-Fi setting interface.

Click the icon "  ", you can turn on/off the Wi-Fi function.



3. Key Specifications

Wi-Fi-Standard: Support 802.11 a/b/g/n/ac

Bluetooth: Support BT 2.1/3.0/4.0

Operating Frequency: 2.4G & 5G (5150MHz-5250MHz indoor use) Antenna Type: Dipole

Antenna Gain: BT/ 2.4G Wi-Fi 3dBi;5G Wi-Fi 4.3dBi

Antenna Impedance: 50Ω

4. Repair Service and Contacts

Warranty

Please contact your local dealer regarding warranty options in your territory.

You can find our standard warranty conditions on our website

www.triumphboard.com/support/warranty

Technical support

Please fill in your RMA or Product question on our website

<https://www.triumphboard.com/support/technical-support/>

If you have any questions, please email us at contact@triumphboard.com

TRIUMPH BOARD a.s.

Neklanova 122/15

128 00 Prague 2

Czech Republic

EU

Phone: +420 224 910 221

E-mail: info@triumphboard.com www.triumphboard.com

Notices

Every effort has been made to ensure all information contained in this user guide is correct, but the accuracy or completeness is not guaranteed. Before using this device, you must evaluate it and determine if it is suitable for your intended application. You assume all risks and liability associated with such use. Any statements related to this device not contained in this manual or any contrary statements appearing on your purchase order shall have no force of effect unless expressly agreed upon, in writing, with this company.

Reproduction or reprinting of this user guide or any part without permission is prohibited.

The content of this user manual is subject to change without prior notice.